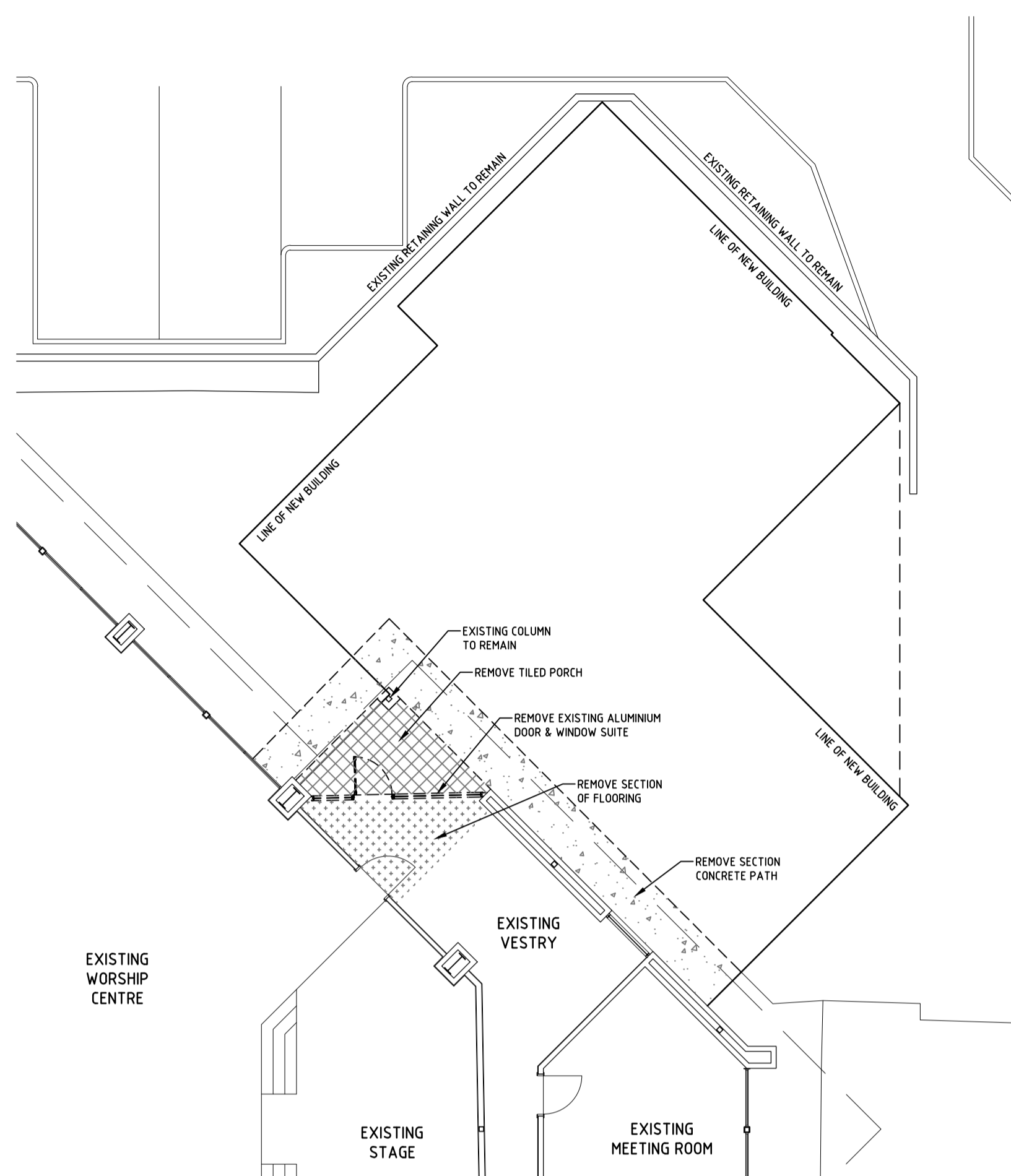


NOTE

ALL DISCREPANCIES TO BE REPORTED TO THE ARCHITECT FOR CONSIDERATION AND INSTRUCTION.

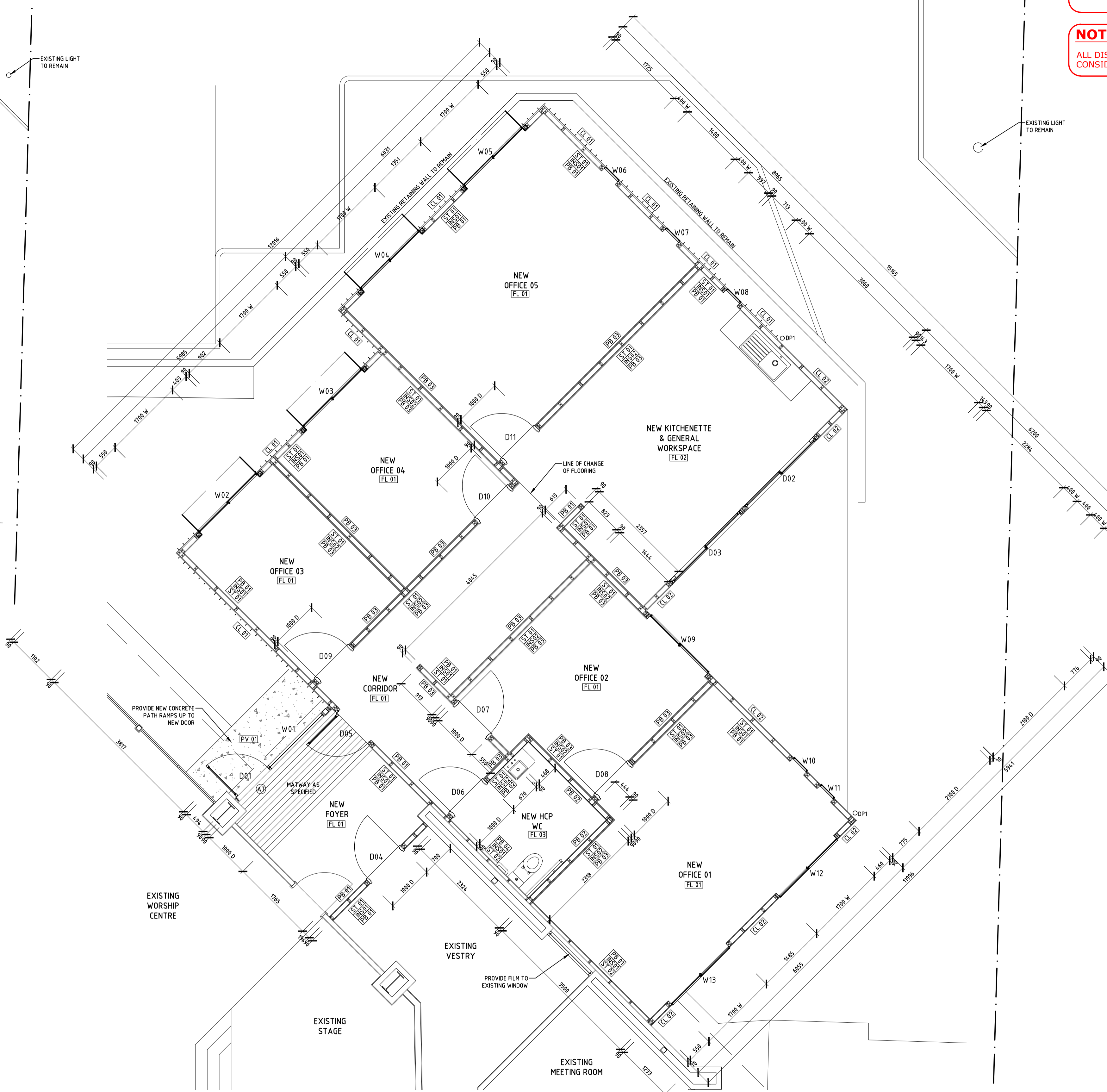
LEGEND

MA EX	MASONRY SCHEDULE EXISTING BRICKWORK TO REMAIN	
ST 01	WALL FRAMING SCHEDULE 90x45mm TIMBER STUD SECTIONS TO MANUFACTURER'S RECOMMENDATIONS	
ST 02	70x35mm TIMBER STUD SECTIONS TO MANUFACTURER'S RECOMMENDATIONS	
CL 01	CLADDING SCHEDULE LYSAUGHT LONGLINE 305 COLORBOND CLADDING ON 22mm FLOORING CHANNELS AS SPECIFIED	
CL 02	PAINTED SEVON STRIA 325 FIXED TO STUDWORK TO MANUFACTURER'S RECOMMENDATIONS	
PB 01	LINING SCHEDULE 13mm FLUSHED PLASTERBOARD FIXED TO STUDWORK TO MANUFACTURER'S RECOMMENDATIONS	
PB 02	2 LAYERS OF 6mm FLUSHED VILLABOARD FIXED TO STUDWORK TO MANUFACTURER'S RECOMMENDATIONS	
PB 03	2 LAYERS OF 13mm FLUSHED PLASTERBOARD FIXED TO STUDWORK TO MANUFACTURER'S RECOMMENDATIONS. ONE LAYER TO EXTEND UP TO UNDERSIDE OF ROOFING.	
PB 04	6mm FLUSHED VILLABOARD FIXED TO STUDWORK TO MANUFACTURER'S RECOMMENDATIONS	
FL 01	FLOORING SCHEDULE NEW CARPET TILES (TYPE 1) AS SPECIFIED	
FL 02	VINYL PLANK FLOORING AS SPECIFIED	
FL 03	NEW COVED VINYL FLOORING AS SPECIFIED	
AT	ALUMINUM THRESHOLD AS SPECIFIED (ALLOW FOR REBATE)	
INS 01	INSULATION SCHEDULE INSULATION BATTS AS SPECIFIED	
INS 02	ACOUSTIC INSULATION BATTS AS SPECIFIED	
INS 03	CEILING INSULATION AS SPECIFIED	
PV 01	PAVING SCHEDULE CONCRETE PAVING TO ENGINEER'S DETAILS	
PV 02	NEW PAVERS AS SPECIFIED	
D00	DOOR & WINDOW SCHEDULE DENOTES DOOR NUMBER AS SCHEDULED	
W00	DENOTES WINDOW NUMBER AS SCHEDULED	
SC 01	CEILING SCHEDULE 13mm FLUSHED PLASTERBOARD CEILING AS SPECIFIED	
SC EX	EXISTING CEILING / SOFFIT TO REMAIN	
TB 01	1200x600 T-BAR CEILING AS SPECIFIED	
TB EX	EXISTING T-BAR CEILING TO REMAIN	
RF 01	ROOFING SCHEDULE REVOLUTION ROOFING REVKLIP 700 COLORBOND ROOFING ON FOIL BACKED INSULATED BLANKET AS SPECIFIED	
RF EX	EXISTING ROOFING TO REMAIN	
G1	REVOLUTION ROOFING MOSMAN GUTTER AS SPECIFIED	
CF	COLORBOND FASCIA AS SPECIFIED	
DP1	NEW 90mm \varnothing PAINTED PVC DOWNPIPE AS SPECIFIED	
NOTE: BUILDER TO CHECK ALL DIMENSIONS ON SITE BEFORE PROCEEDING		
No.	Date	Description
-	---/---/18	ISSUE
Client	Mechanical Engineer	
SEEDS UNITING CHURCH	BCA ENGINEERS	
Structural Engineer	Electrical Engineer	
PT DESIGN	BCA ENGINEERS	
Civil Engineer	Hydraulic Engineer	
PT DESIGN	BCA ENGINEERS	
Certifier	Fire Engineer	
BUILDSURV	BCA ENGINEERS	



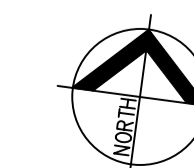
DEMOLITION PLAN

SCALE 1:100 (A1)



FLOOR PLAN

SCALE 1:50 (A1)



arkvale architects

162 FLINDERS STREET, ADELAIDE SA 5000
PHONE: (08) 8232 4400 FAX: (08) 8232 4399
EMAIL: design@arkvale.com.au

PRELIMINARY ISSUE

Project
NEW OFFICES
SEEDS UNITING CHURCH
42 SUNNYMEADE DR, ABERFOYLE PK

Scale	Drawn	Number	Amendment
AS SHOWN	MM	161726	WD01